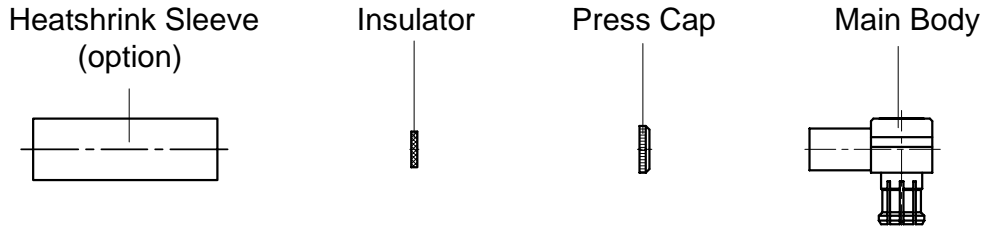


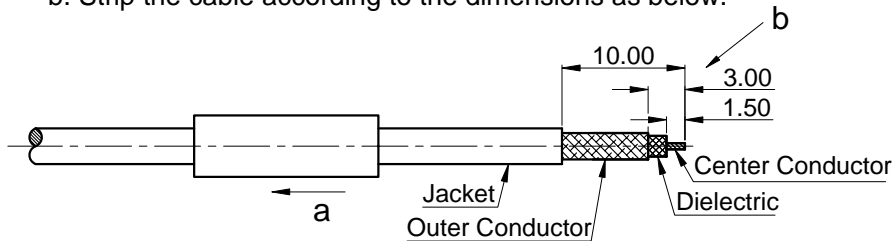
P/N: 30-13-2M11-009 (REV. B)

Description: MCX Right Angle Male Solder for .086/RG405 Cable



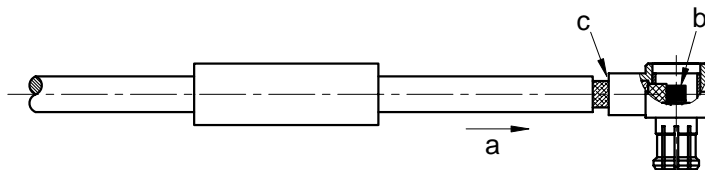
**STEP 1**

- a. Slide the Heatshrink Sleeve onto the cable (option).
- b. Strip the cable according to the dimensions as below.



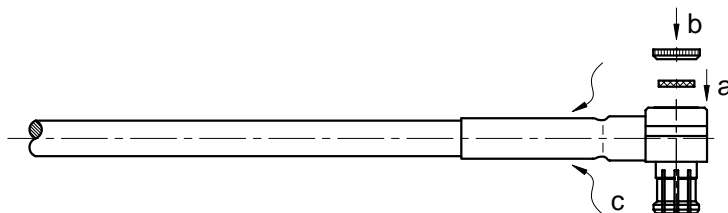
**STEP 2**

- a. Slide the cable into the Main Body.
- b. Solder the cable's inner conductor.
- c. Solder the cable's outer conductor onto the Main Body.



**STEP 3**

- a. Put the Insulator into the Main Body.
- b. Press the Press Cap onto the Main Body.
- c. Slide the Heatshrink Sleeve over the Main Body and heatshrink it in place (option).



Note: Dimensions in millimeters (mm).